

1976 Election

| | | |
|----|-----------------------------|--------|
| 45 | Demos Supported | 36,650 |
| 18 | No opposition to Demo Given | 26,590 |
| 8 | Opposition in primary only | |

57.2% ∴ 71 Demos either supported or not opposed or taken opposition only


| | | | |
|----|----------------|---------|-------|
| 68 | GOP Recipients | 104,425 | 73.4% |
|----|----------------|---------|-------|



| | | | |
|---|---------------|-----|--------------------|
| ∴ | Total Given = | 113 | 138,075 |
| | | | 139,975 |


42.7% ∴ ⁵³ ~~51~~ GOP Recipients in contested races



12.4



1976 Election



★  Open Seat Demo Support by U.F.W.
11 8600


  Demo Incumbent Demo Supported
27 18500


★  Open Seat U.F.W. sat out
3



  Demo Incumbent U.F.W. sat out
15

  Demo Incumbent U.F.W. - supported other Demo
(8) (10550) 7 9550

  Demo Incumbent U.F.W. supported G.O.P. pre-primary only
4 1550

★  Open Seat U.F.W. supported G.O.P. pre-primary only
5 1750

★  Open Seat U.F.W. supported G.O.P.
12 23,600

  Demo Incumbent - GOP supported
17 42,025

Other G.O.P.

(30 32,500) 35,800

18 Didn't oppose 8 primary only 42
45 Demo 36,650 68 GOP 104,425

1976 Election

★ △

* 19-2 Mondon ✓ 250
 20-1 Enbody ✓ 750
 22-2 Keller ✓ 1600
 22-Sen Bauseh ✓ 500
 23-1 Handal ✓ 250
 24-2 Owen ✓ 750
 25-2 Grimm ✓ 500
 27-1 Brotman ✓ 1300
 27-1 Salatino ✓ ~~1000~~ 100
 32-2 Garcia ✓ 1600
 * 5-2 Hughes ✓ 1000
 11 8600

□

2-Sen Bottiger
 3-2 May
 13-2 Hansen
 18-Sen Talley
 19-Sen Bailey
 * 24-Sen Sandison
 * 31-2 Lysen
 32-1 Williams
 35-1 O'Brien
 35-2 Lux
 37-2 Maxie
 49-Sen Marsh
 24-1 Conner
 27-2 Adams
 32-2 D.Nelson
 15

★

12-1 Malone/Schmitt
 25-Sen Gaspard/Arnold
 27-Sen Wojahn/Thorpe
 3

1976 Election

□ Δ

3-1 M. Hurley ✓ 250
 3-Sen Keefe ✓ 1000
 4-2 Knowles ✓ 500
 4-Sen Day ✓ 250
 5-1 G. McCormick ✓ 500
 9-Sen Donohue ✓ 1500
 11-1 Shinpoch ✓ 500
 11-2 Bagnaiol ✓ 400
 17-Sen Henry ✓ 500
 19-1 Chanette ✓ 500
 20-Sen Odegaard ✓ 250
 20-2 Kalich ✓ 750
 23-1 Rendall ✓ 1000
 23-Sen Walgren ✓ 500
~~24-Sen ...~~
 26-2 Hanna ✓ 250
 29-1 Gallagher ✓ 250
 30-1 Warnke ✓ 250
 30-2 Gaines ✓ 750
 34-2 Ceccarelli ✓ 2100
 37-1 Eng ✓ 500
 38-2 Martinis ✓ 500

□ Δ

39-Sen Woody ✓ 2000
 40-Sen L. Peterson ✓ 2000
 42-2 Morcau ✓ 500
 47-2 Fr. North ✓ 250
 49-1 Bauer ✓ 250
 2-2 Erickson ✓ 500

27

18,500

17,000

1976 Election

□ ●

3-Sen [△] Kneip (Keefer) (500)

2-1 Donovan (Ehlers) ✓ 1000

[5-2 Hughes (Morgan) 1000]

8-2 Maddox (Cochrane) ✓ 500

~~24-2 Owen (Sherman) 4000~~

35-2 Angevine (Lux) ✓ 500

39-2 Furman (Moss) ✓ 2550

47-1 Matz (Sherman) ✓ 500

49-2 Bettis (McKibbin) ✓ 3000

11-Sen ^{Hager} (Grant) ✓ 1500

~~8~~ 10550

7 9550

□ △

10-2 (Hooper) (Fortson) ✓ (500)

26-2 (Pauson) (Harris) ✓ (500)

38-1 Icz (King) ✓ (250)

3-Sen Kneip (Keefer) ✓ (300)

4 1550

★ △

22-Sen Elway (Bausch) ✓ 500

25-1 Anderson (Walk) ✓ 250

25-2 Ryan (Grinn) ✓ 250

29-2 Barry (Pearrell) ✓ 500

4 1500

17-1 McAninch (Heck) ✓ 250

5 1750

1976 Election

★ Δ

1-1 O'Neill (Gruen) ✓ 1000
~~4-1 McCleary (Grier) 1800~~
 4-1 Deife (Grier) ✓ 2000
 7-1 Pancher ✓ 2000
 7-2 Barr ✓ 1500
 14-1 Deccio ✓ 800
 15-2 Clayton ✓ 1450
 16-1 Struthers ✓ 250
 16-Sen Hayner ✓ 2000
~~17-1 McAuliffe (Heck) 2000~~
 28-1 Winsley ✓ 1000
 34-2 Bonney ✓ 2500
 36-1 Eikenberry ✓ 7100
 36-2 Teller ✓ 2000

12 23600

□ Δ

1-2 Getzen daner (Bender) ✓ 1700
 1-Sen Cashman (VanHoll.) ✓ 4500
 8-2 Oliver (Cochran) ✓ 3200
 8-1 Isaacson (Boldt) ✓ 2000
 11-Sen Cunningham (Grant) ✓ 6800
 16-2 Dorman (Kilbury) ✓ 1600
 21-1 Coulter (Fischer) ✓ 1750
 23-2 Shandleman (R. Smith) ✓ 1100
 26-1 Schultheis (Hawkins) ✓ 2500
 31-1 Berleen (Valler) ✓ 750
 39-1 Hayes (Clemente) ✓ 3200
 39-2 Shinoda (Moon) ✓ 4175
 42-1 Pottle (Becker) ✓ 1750
 43-1 Williams (Douthwaite) ✓ 1150
 44-1 McCabe (Charney) ✓ 1900
 44-2 Fupper (Hurley) ✓ 2350
 47-1 Wolf (Sherman) ✓ 1600

17

42,025

1976 Election

Other G.O.P.

| | |
|-------------------------------------|---------------------------------|
| - 1-Sen Zylstra ✓ • 500 | 45-1 • Chandler ✓ • 500 |
| - 11-Sen Perrins ✓ • 500 | 45-2 Matthews (Knecht) ✓ • 2000 |
| - 42-2 Entrikin ✓ • 250 | 46-1 Greengard ✓ • 1500 |
| - 5-Sen Lewis ✓ • 250 | 46-2 Blair ✓ • 500 |
| - 6-1 Pardini ✓ • 150 | 48-1 Gillzlaub ✓ • 500 |
| 9-2 9-2 Pattenon ✓ • 500 | |
| 10-1 Wilson ✓ • 1500 | |
| 10-Sen Wananaker ✓ • 4900 | -4-1 Nicolayson ✓ • 1800 |
| 12-Sen Sellar ✓ • 1000 | |
| 13-1 Flanagan ✓ • 1500 | 30 32500 |
| 13-1 Newhouse ✓ • 200 | 23 contested |
| 15-2 | |
| 18-2 Paris ✓ • 250 | |
| 21-2 G. Nelson ✓ • 1000 | |
| 22-1 Hendricks ✓ • 2800 | |
| 28-Sen Neuschwanzer ✓ • 1500 | |
| 33-1 ✓ • 250 | |
| 33-2 ✓ • 1500 | |
| 34-1 ✓ • 1100 | |
| 40-1 ✓ • 2000 | |
| 40-2 ✓ • 1000 | |
| - 41-1 Polk ✓ • 500 | |
| 41-2 Dunlap ✓ • 500 | |
| 41-Sen Clarke ✓ • 800 | |
| 43-2 Peterson ✓ • 1250 | |

1974 Election

* Δ Open Seat - G.O.P. supported by U.F.W.

19

27150

\square Δ Incumbent Demo - U.F.W. supports G.O.P.

6

3790

Other G.O.P.

30 (28 contested)

29,279

Total Demo

48

32,145

(Incl. 8 against other Demo 9150)

34,890

1.

Total GOP

58 + 1 = 59

60,219

65,290

107

92,364

\therefore 68 Demos supported or not opposed

56,290 3 more with divided #


43,890 53 GOP recipients in contested races


+ 3 divided



121 influenced



462
121 + 348 = 462
121 + 348 = 462



1974 Election


★  Open Seat - U.F.W. supports Demo
#2 750
500



★  Open Seat - U.F.W. stays out
1

  Incumbent Demo supported by U.F.W.
35 21,345

  Incumbent Demo - U.F.W. stays out
22

  Incumbent Demo - U.F.W. divided
1 GOP 250 Demo 250

★  Open Seat U.F.W. divided
2 GOP 750 Demo 750

  Incumbent Demo - UFW supports other Demo
8 9,150

1974 Election

* Δ

| | | | |
|--------|-------------------|--------|-----------------------|
| | | 500 ✓ | 1000 ✓ |
| 7-Sen | Barr (Wilson) | 500 ✓ | 1750 ✓ |
| 8-1 | Ames (Boldt) | 1250 ✓ | 500 ✓ |
| 8-2 | Mabry (Cochrane) | 1250 ✓ | 2000 ✓ |
| 8-Sen | Benitz | 3040 ✓ | 1850 250 ✓ |
| 15-Sen | Morrison | 540 ✓ | 1540 ✓ |
| 15-2 | Deccio | 1000 ✓ | 1500 ✓ |
| 33-1 | Lee | 540 ✓ | 750 ✓ |
| 33-Sen | Cunningham | 1000 ✓ | 250 ✓ |
| 41-2 | Dunlap | 2000 ✓ | 1500 250 ✓ |
| 42-1 | Nelson (Becker) | 1350 ✓ | 2000 ✓ |
| 42-2 | Entriken (Moreau) | 750 ✓ | 1250 ✓ |
| 43-2 | W. Peterson | 1000 ✓ | 99 ✓ |
| 44-2 | Hagen (Hurley) | 1250 ✓ | 750 ✓ |
| 44-Sen | L. North | 2750 ✓ | 750 ✓ |
| 45-1 | Chandler | 500 ✓ | 2540 ✓ |
| 45-Sen | Bluechel | 2040 ✓ | 1790 ✓ |
| 47-1 | Allison (Sherman) | 2040 ✓ | 2000 ✓ |
| 47-Sen | Pullen | 3500 ✓ | 500 ✓ |
| 18 | | 26300 | 790 ✓ |
| 6-2 | Bond | 850 ✓ | |
| 19 | | 27150 | 29 |
| | | | 30 |
| | | | 28489 |
| | | | 29279 |

1974 Election

□ Δ

17-1 Clauson (McLaughlin) 250
 24-2 Conca (Savage) 250 ✓
 30-Sen Mattingly 750 ✓
 34-Sen Buffington 540 ✓
 36-1 Lubin (Sommers) 500 ✓

~~37-2~~

5 2290

13-Sen Steffler (Washington) 1500

6 3790

□ ●

24-2 Savage/McDonald 1250
 → 36-Sen vonReichbauer/Stead 1000
 31-2 Lysen/Black 2000
 32-1 Williams/Ringhofer 1500
 → 38-1 King/Anderson 1000
 39-2 Moon/Curtis 2000

6 8750

→ 26 -1 Paulsen/Hawkins 150

7 8900

→ 35-Sen Santos/Ridder 250

8 9150

1974 Election



1-2 Bender
 2-2 Erickson
 7-1 Haussler
 10-2 Fortson
 14-2 Ellis-Whiteside
 16-2 Kilbury
 18-1 Thompson
 25-2 Gaspard
 26-1 Hawkins
 29-Sen Rasmussen
 31-1 Valle
 31-2 Lysen
 32-1 Williams
 35-Sen. Ridder
 37-2 Maxie
 37-Sen Fleming
 38-1 King
 → 39-2 Moon
~~42-Sen Goltz~~
 43-1 Douthwaite
 43-Sen McDermott
 44-1 Charnley
 → 39-1 Clemente
 28



2-1 Ehlers ✓ 250
 3-1 M. Hurley ✓ 250
 3-2 May ✓ 250
 4-2 Knowles ✓ 500
 5-1 G. McCormick ✓ 500
 5-2 Luders ✓ 540
 11-1 Shinpoch (returned) 250
 11-2 Bagneriol ✓ 750
 13-2 Hansen ✓ 250
 19-1 Charette ✓ 250
 20-1 Jested ✓ 500
 20-2 Kalich ✓ 250
 22-2 Bausch ✓ 750
 23-1 Randall ✓ 1540
 23-2 R. Smith ✓ 250
 24-1 Conner ✓ 100
 25-1 Sawyer ✓ 1500
 26-Sen. Beck ✓ 450
 27-1 Wojahn ✓ (250 returned) 750
 27-2 Adams ✓ 750
 28-2 Winsley × 1790
 29-1 Gallagher ✓ 250
 29-2 Parker ✓ 1500
 30-1 Warnke ✓ 750
 24 14920

1974 Election

□ Δ

30-2 Gaines ✓ 750
 31 - Sen Herr ✓ 500
 → 32 - Sen Francis ✓ 500
 34-2 Coccereilli ✓ 750
 35-1 O'Brien ✓ 250
 35-2 Chatalas ✓ 250
 37-1 Eng ✓ 250
 38-2 Martinis ✓ 675
 38 - Sen. Mardosich ✓ 1000

~~BRANNA~~

47-2 Fr. North ✓ 500
 → 32-2 Perry ✓ 1000
 11 6425

★ Δ

19-2 Ed Smith ✓ 500
 26-2 Haugen 250
 2 750

★ —

42 - Sen Goltz
 1

★ —

21-1 Fischer-Hall $\frac{250}{500}$
 21 - Sen Welch-Gould $\frac{500}{250}$
 D 750
 2. GOP 750

□ —

~~BRANNA~~
 49-1 Bauer-Bethis ✓ $\frac{250}{250}$
 1 $\frac{250}{250}$

Lincoln 1st Fed. S + L 955.00

C. A. P. A. C. (capital S + L) 440.00

1395

Wash. Mortgage Bankers 4160

Peoples Nat. 1993.00

P. S. N. B. 3359

Bank of Everett 475

715 Assoc. (Wash. Trust) 140

U. F. W. 1200

7167